

PURPOSE:

A Colt Liberator extracts smoke and hot gases in the event of a fire. It may also be used for day to day ventilation.

APPLICATIONS:

Liberator is suited to most kinds of industrial, public and commercial buildings. Where smoke ventilation or day to day ventilation are needed, Liberator can provide a solution.

FEATURES AND BENEFITS:

Two variants: one for roofs and the other for walls. Low weight and low power consumption.

Liberator meets the following time/ temperature classifications:

F300, (300°C/ 60 min), and F400 (400°C/ 120 min) in accordance with DIN EN 12101-3.

Please see the next page for technical details.

APPLICATIONS:

A Colt Liberator extracts smoke and hot gases in the event of a fire. It may also be used for day to day ventilation. Liberator is suited to most kinds of industrial, public and commercial buildings.

There are two variants:

- T-Liberator: vertical discharge, for roof installation
- W-Liberator: vertical and horizontal discharge, for roof and wall installation

All Liberators are made from high-quality aluminium alloy, which makes them very lightweight and well suited for roof and wall installation.

T-LIBERATOR

T-Liberator is only suited for roof installation. It has four non-return shutters which close when the unit stops, preventing rain entry. An aerodynamic cowl ensures that the air resistance is kept to a minimum, thereby reducing running costs and enhancing performance.

W-LIBERATOR

This unit is available in two variants. W-Liberator FLAP (for roof and wall installation) and W-Liberator FCO (for wall installation).

The FLAP version has an insulated double-skin folded aluminium sheet body (U value <math><1.4 \text{ W/m}^2\text{K}</math>). An electric actuator opens and closes the flap.

In the event of fire, the flap is opened by a mechanism that needs no energy and is locked in the open position.

The unit can be RAL colour coated for harmonious integration into the façade.

The FCO version incorporates a sheet metal louvred façade ventilator serving as an external termination unit with louvres that are electrically controlled. This version can also be RAL colour coated if required. The louvres are held closed by a rotary electric motor. In the event of fire, the louvres are opened by a mechanism that needs no energy. A safety device ensures that the louvres cannot close again once they have been opened.

FURTHER FEATURES AND BENEFITS

W-Liberator FCO

- Neat flat external termination unit
- Only suited for walls

W-Liberator FLAP:

- Double skin insulated body
- Suited for both walls and roofs

T-Liberator:

- Equipped with spring-loaded nonreturn shutters obviating the need for any additional electrical wiring to lock it.
- Only suited for roofs

For all versions:

- Low weight
- Suited for day to day ventilation
- ErP approved motors
- Low current consumption
- Only require small roof openings
- Airflows from 8600 m³/h (2.4 m³/s) to 32050 m³/h (8.9m³/s)
- Suited to many different applications
- All smoke ventilators are tested as an integral unit, including their specific flaps, and certified in accordance with EN 12101:2002.

PRODUCTS IN ACTION

(See opposite page)

1 |

W-Liberator FLAP
Wall installation

2 |

W-Liberator FLAP
Wall and roof installation

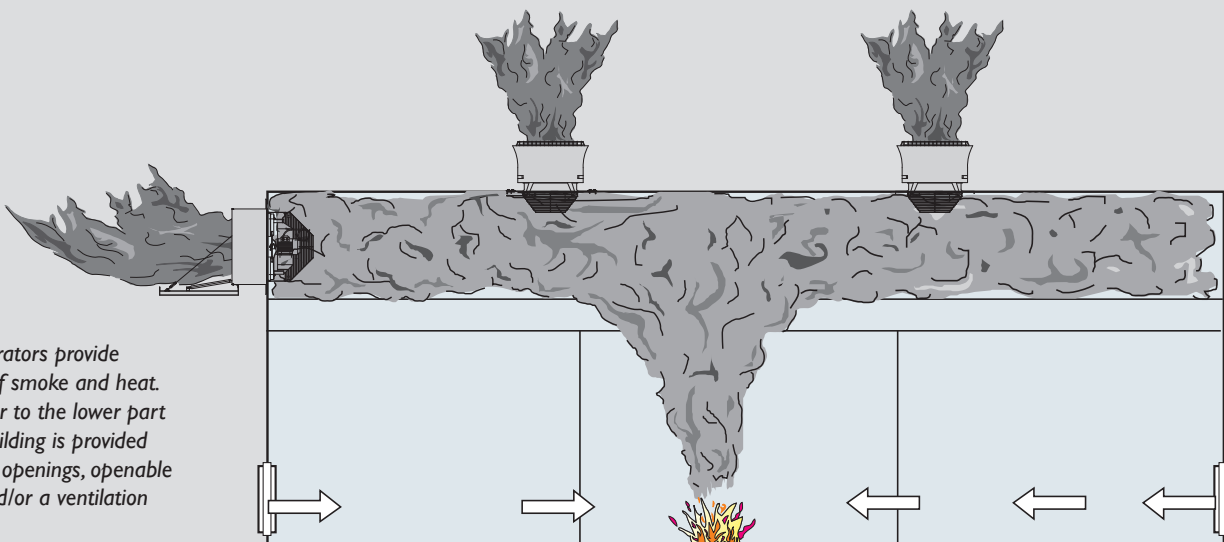
3 |




W-Liberator FLAP
Versatile wall installation into a concrete wall, using trapezoidal sheet, wooden gable wall and skylight

4 |

T-Liberator
Roof installation

Colt Liberators provide release of smoke and heat. Supply air to the lower part of the building is provided either by openings, openable doors and/or a ventilation system.





KEY FEATURES

Comparable products
min. 7 Kw

Liberator
max. 2.2 Kw
-68.5%

Power consumption

Very low U value
1.4 W/m²K (W-Liberator FLAP)

Low weight

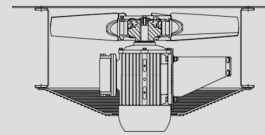
Liberator has been tested and approved to
EN 12101-3: 2002

Conforms to the ErP On the basis of ErP 2009/125/EC Directive

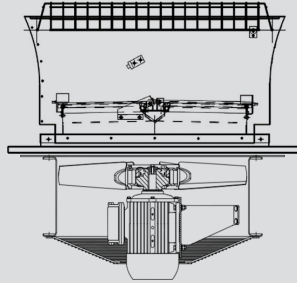
Reduces costs
As the result of external cabling and simple design

Suited to day to day ventilation

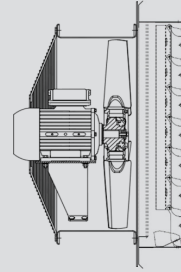
3
different variants



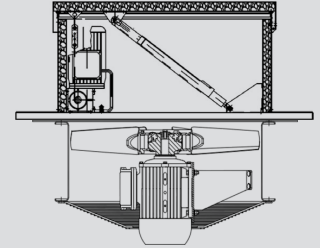
Liberator motor unit



T-Liberator



W-Liberator FCO



W-Liberator Flap

SIZE	TYPE	POWER kW	CURRENT A	Airflows in m ³ /h**					
				T-LIBERATOR		W-LIBERATOR FLAP		W-LIBERATOR FCO	
06	15-1	0.55	1.7	12900		12800		12900	
	23-1	0.75	2.94	12600		14400		13450	
	23-2	1.5	3.49	17250		17200		15300	
	2312-2	1.5/0.37	3.54/1.64	17250	8625*	17200	8600*	15300	7650*
08	12-1	0.75	2.64	19000		22500		20000	
	15-2	1.5	3.72	24900		29000		25750	
	15-3	2.2	6.07	26250		32050		28500	
	1508-2	1.5/0.25	4.21/1.57	24900	12450*	29000	14500*	25750	12850*
	1508-3	2.2/0.37	5.93/2.27	26250	14250*	32050	16000*	28500	13100*
				Weight (kg)					
06	15-1			68.5		81.5		71.5	
	23-1			66.5		79.5		69.5	
	23-2			72.5		85.5		75.5	
	2312-2			83.5		96.5		86.5	
08	12-1			100.6		112.6		102.6	
	15-2			109.6		121.6		111.6	
	15-3			115.6		127.6		117.6	
	1508-2			113.6		125.6		115.6	
	1508-3			122.6		134.6		124.6	

*Reduced performance: The fan is two speed.

**Free field airflows, external pressure Δ = 0 Pa